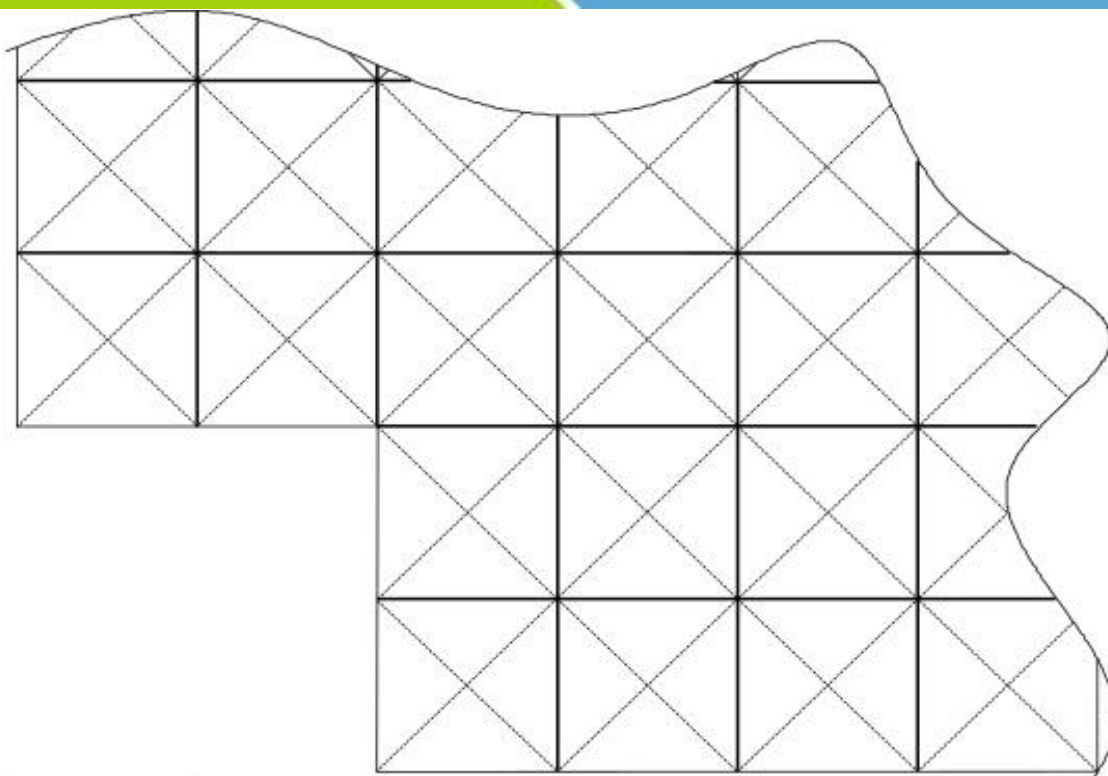


Technical data

	(mm)			
A	External ridge height	8548	Wind load	0,50 kN/m ²
B	Internal free ridge height	6145	Snow load	0 kN/m ²
C	External side height	6551		
D	External free height	5923	Bearing capacity standard floor	500kg/m ²
E	Roof overhang	320		
F	Internal free side height	6145	Column profile	120x200
G	External width of the roof	x + 980	Maximum roof load	10 kg/ m ²
H	Maximum width ground level	x + 828		
I	Internal width between columns	x-200	Mounting points in structure	Columns and rafters
J	Bay distance	5000		
K	Floorheight	183		
			Standard fire resistance standard roof covers	DIN 4102/B1 M2 B-s2,d0



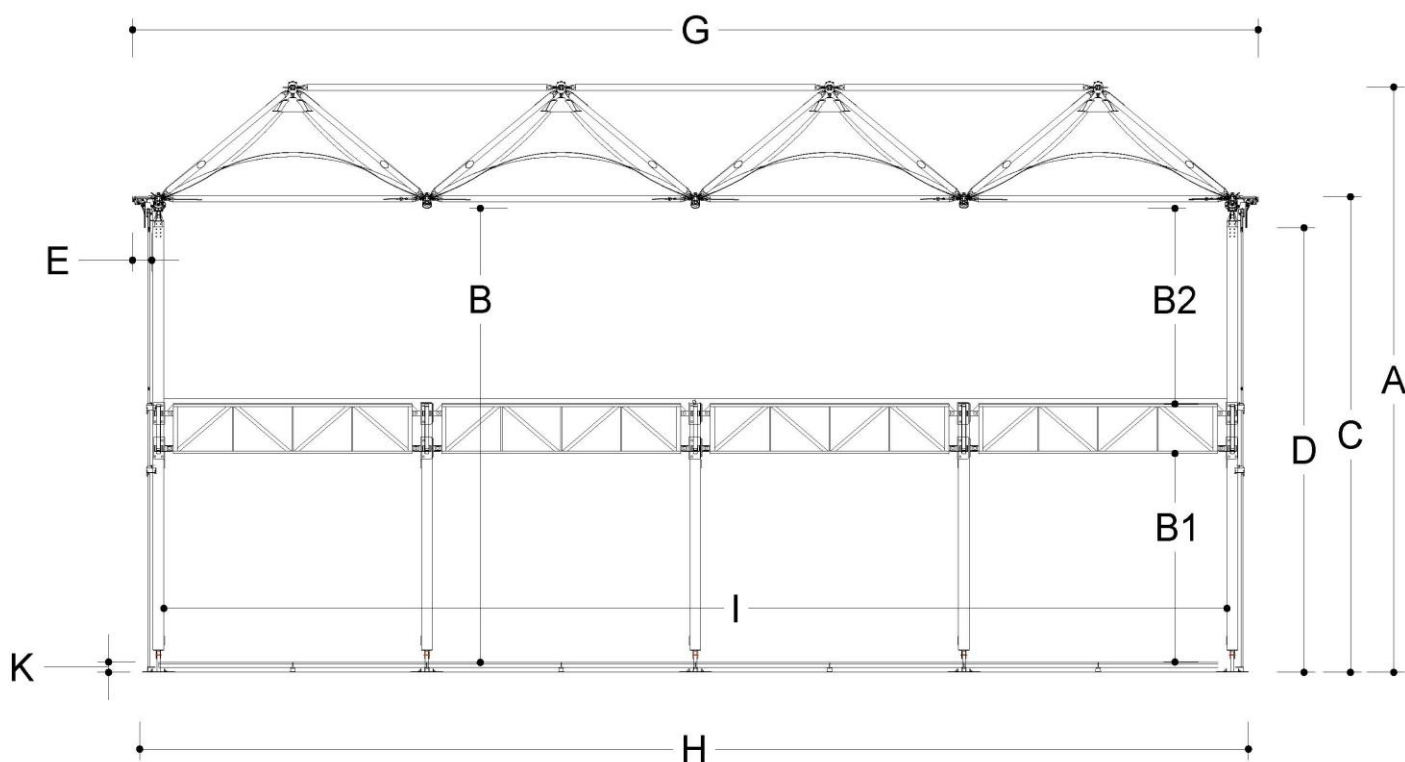
Options

Available roof covers	White opaque roof cover Transparent roof cover	Available side curtains and side panels	Vertical PVC side panels Vertical glass side panels Sandwich side panels
Available floors	Cassette floor Plate floor Antiskid cassette floor	Roof insulation	Yes
Available doors	Aluminium push bar door 2m (blind) Aluminium push bar door 2m (glass) Emergency door Sectional overhead door	Insulation side panels	No
		Connection to permanent buildings	Yes
		Connection to other Losberger De Boer structures	Yes



Delta

Delta Double Decker



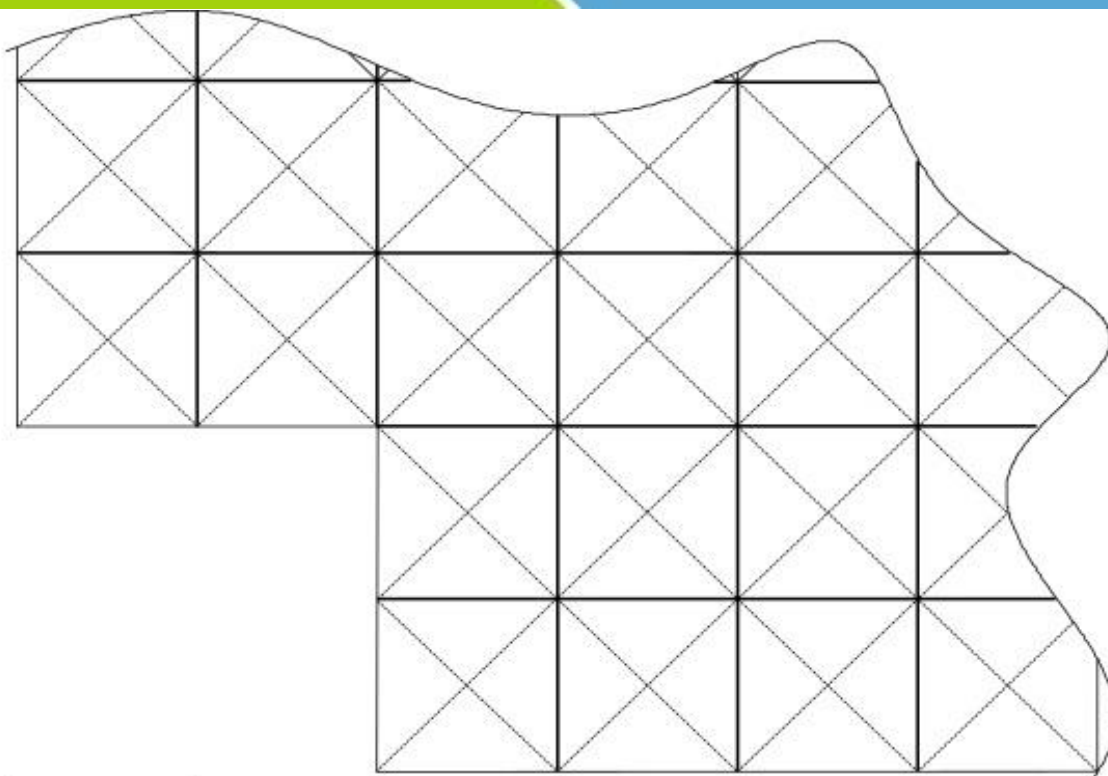
Technical data

	(mm)			
A	External ridge height	10717	Wind load	0,50 kN/m ²
B	Internal free ridge height	8317	Snow load	0 kN/m ²
B1	Internal free height ground floor	3805	Bearing capacity standard floor	500kg/m ²
B2	Internal free height first floor	3461	Column profile	120x200
C	External side height	8633	Maximum roof load	10 kg/ m ²
D	External free height	8095	Mounting points in structure	Columns and rafters
E	Roof overhang	320	Standard fire resistance standard roof covers	DIN 4102/B1 M2 B-s2,d0
G	External width of the roof	x + 980		
H	Maximum width ground level	x + 828		
I	Internal width between columns	x-200		
J	Bay distance	5000		
K	Floorheight	183		



Delta

Delta Double Decker



Options

Available roof covers	White opaque roof cover Transparent roof cover	Available side curtains and side panels	Vertical PVC side panels Vertical glass side panels Sandwich side panels
Available floors	Cassette floor Plate floor Antiskid cassette floor	Roof insulation	Yes
Available doors	Aluminium push bar door 2m (blind) Aluminium push bar door 2m (glass) Emergency door Sectional overhead door	Insulation side panels	No
		Connection to permanent buildings	Yes
		Connection to other Losberger De Boer structures	Yes