

## Product information: uniflex Basic P3N/uniflex Basic P2N



### Versatile, creative and economical

The Losberger uniflex Basic units, available from 08 - 30 m, are the ideal entry level product for large tent systems. The continuous modularity of this system makes it possible for you to turn one into two, and two into more, as only a few additional components are needed in order to produce a uniflex modular tent system in a wide variety of widths and designs. Everything in this system can be combined and interchanged while the fully developed technology of this particular modular system limits the number of necessary frame sections to an absolute minimum, thus guaranteeing efficient storage along with fast and easy assembly. Our cutting-edge developments always take the existing system components into account; meaning that your existing stock remains compatible and easily integrated into the latest designs. It goes without saying that all of the tent components are available for years to come.

Creativity is limitless with the uniflex system. A host of accessories, such as glass or hard-PVC system elements (at side height of 3.40 and 4.00 m), system cassette flooring, aluminum doors, ramps, decoration and more, are available to transform the Losberger uniflex system into stylish, individual space solutions for any application.





# Product information:

## Technology

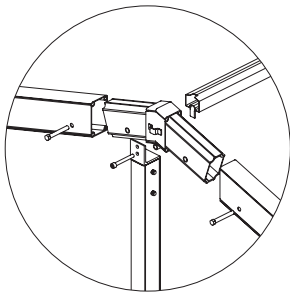
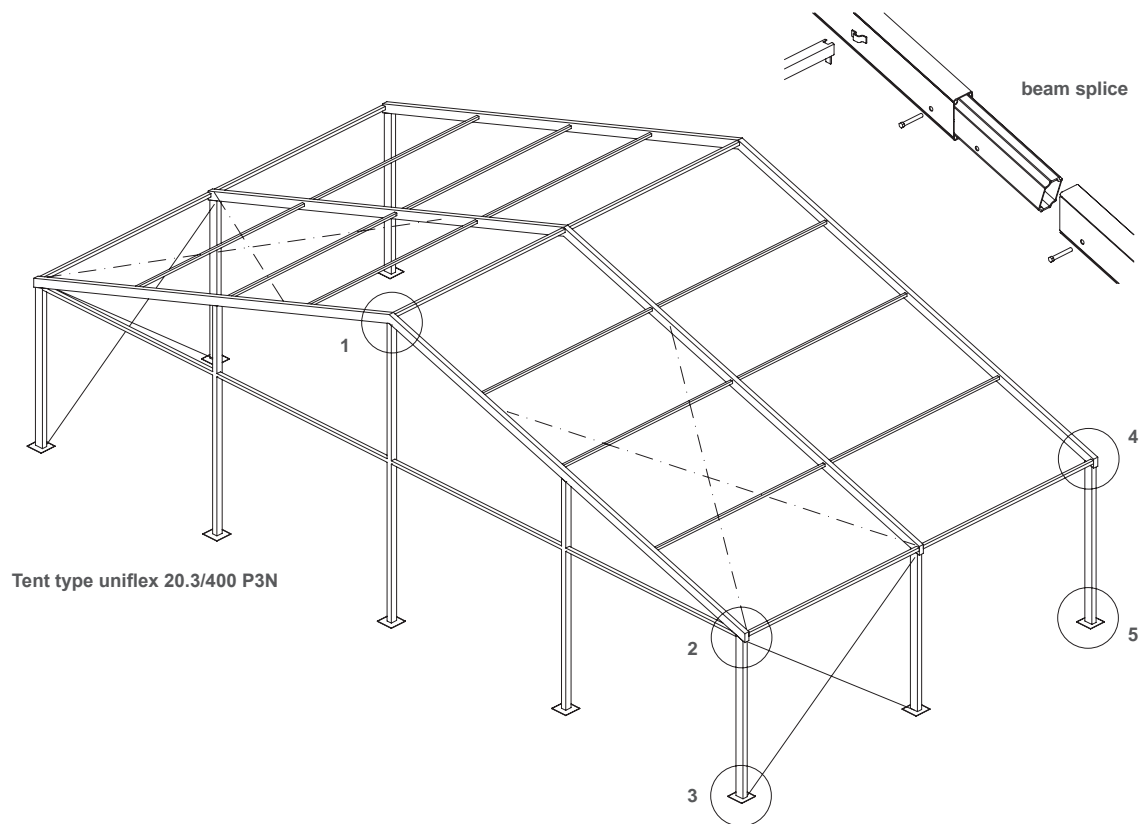
Modular for diverse combination and expansion. Trouble-free transport, storage and maintenance. Assembly with and without Losberger system cassette flooring possible. A host of accessories and special equipment. All system components are standard stock parts for fast availability. The interchangeable tent components within the system enable various configurations, different widths and extensions without expensive special solutions.

## Frame

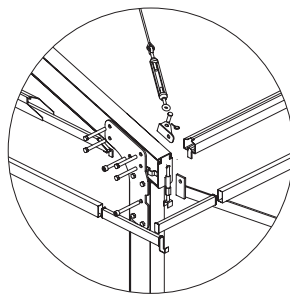
- Trusses of extruded 4-groove aluminium hollow profiles
- Integrated curtain groove in eave purlins and gable wall beams
- Prepared for a subsequent installation of system cassette wall elements of hard-PVC or glass
- Aluminium eave purlins and gable wall beams
- All aluminium components technically anodized
- All wall cables are PVC-coated, preventing blackening stains on contact with the covers
- All steel parts are galvanized according to DIN EN ISO 1461
- Frame requires no maintenance
- Easy fitting of covers by means of keder grooves
- Ridge and eave purlins are identical. Easy fitting and storage
- Middle purlins are weight optimised
- Rigid, weight-optimised ridge head with continuous inner grooves allows easy fitting. Covers and decoration can be fitted continuously from the ridge
- Light, torsion-reinforced stiff eave corners via precisely dimensioned gusset plates, ensuring a secure and sturdy connection between the vertical and spanning members, harmonious appearance
- Truss-distance 5 m (internal dimension 4.880 m)
- Roof slope 18 degrees
- Structural lengths in 5-m-increments
- Structures may be joined to form larger areas (longitudinal side to longitudinal side)
- Exact joining of the various Losberger large and small tent systems possible



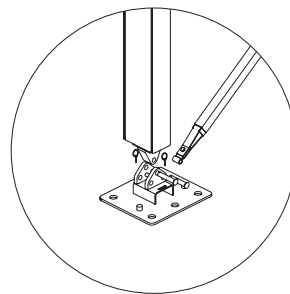
# uniflex Basic P3N/uniflex Basic P2N



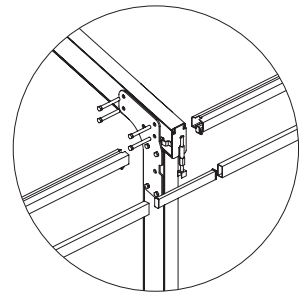
1. ridge head connection (gable end)



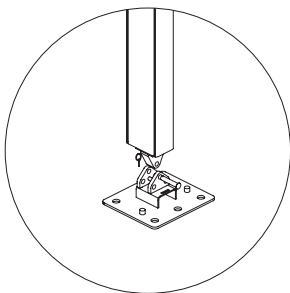
2. eave corner (gable end)



3. baseplate at the bracing connection



4. eave corner (field)



5. baseplate (field)



# Product information:

## Covers

- Textile covers made of polyester fabric, coated with PVC on both sides, weight approx. 630 g/m<sup>2</sup>
- Translucent roof covers for natural light conditions inside the tent
- Opaque covers for black-out conditions
- **Spindle-fix roof tensioning system with quick and easy fixing of the roof cover with valance in the eave area. Gives a uniform appearance, tensioning tubes prevent valance from flapping in the wind, offers additional rain protection in the eave area, optimal roof cover seal reduces the escape of heat and cold when using heaters and air conditioning units**
- Flame retardant according to DIN 4102, fire class B1
- Gable cover with plug fastening or keder rail division (up to 25 m) for optimal cover tensioning and wind protection
- All curtains in same width (except for external gable curtain for types 8.3/..., 11.3/..., 12.3/..., 16.3/... and 21.3/...)
- Curtains with PVC-gliders for easy fitting in curtain groove
- Curtains with hems for accommodating weighted tubes (on request)
- Side and gable curtains with standard plug fastening: Easy to open and close
- Standard fabric colour white; other colours available on request
- Side curtains with windows available in several attractive
- Glass or hard-PVC system wall elements, side heights 3.40 m and 4.00 m



System wall elements of glass



Curtains prepared with PVC-gliders for pulling curtains into curtain groove



System cassette wall elements of hard-PVC



# uniflex Basic P3N/uniflex Basic P2N



Wall holding profile with standard locker for cassette wall system



Wall fixing rail for glass wall elements



Spindle-fix roof tensioning system



Gable cover with keder rail (up to 25 m)



## Product information:



### Accessories and special equipment:

- Light impermeable roof for longer service life and reduction in solar gain, weight approx 800 g/m<sup>2</sup>
- Larger widths can be constructed from any standard frame beam by using an appropriate additional beam. Diverse beam combinations can be used for one and the same hall.
- Textile beam gutter (internal fitting) or beam flap (external fitting) prevents the ingress of rain water
- For tent types up to 20.3/340 portal beams are available on request. Allows for clear access and views in all bays, replacing cables/braces
- Gable covers with ventilation
- Transparent PVC-covers
- Covers with individual texts or motifs for branding
- Side and gable curtains with zips or lace & grommet closure available on request
- Wall locking rails for fixing glass system wall elements for an elegant and attractive interior
- Room division by using interior gables possible (in 5-m-increments)
- Losberger system cassette flooring with integrated cable channel for supply cables
- Aluminium doors, double-wing and one-wing
- Canopy above entrance and exit doors
- Ramps at entrance and exit doors
- Gutters
- Weight anchoring (tent anchoring without steel anchors using concrete blocks)
- Lining decoration for roof and walls
- Packing bags
- Stackable transport and storage racks for aluminium doors and glass or hard-PVC system wall elements
- Assembly tools

# uniflex Basic P3N/uniflex Basic P2N



Anchoring by means of concrete blocks with individual covering



System cassette wall elements of hard-PVC with connecting panel for air conditioning and heating systems



Aluminium double-wing door with extended ramp




Cord-guided gable vent with folding cover (patented design), gable cover with plug fastening



Textile beam gutter



System cassette flooring with integrated cable channel and variable cable exit positioning



Transparent roof cover with maximum clear cut-outs



Transport and storage rack for 6 aluminium doors



Transport and storage rack for 3 aluminium doors

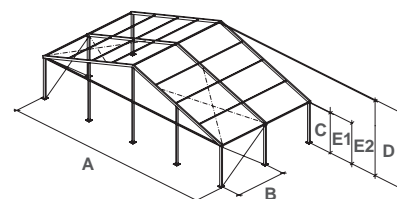


Transport and storage rack for 20 system wall elements of glass



Transport and storage rack for 80 system wall elements of hard-PVC

## Dimensions



Type	A	C	D	E1		E2		Longest component	Truss profile	Possibilities for beam splice	
	Width (Outer dimension of baseplates) (m)	Eave height (m)	Ridge height (m)	Inner dimensions***		standard beam	optional				
				Eave (m)	Ridge (m)						
8.3/280	8.740	2.840	4.190	2.760	4.090	5.550	200x120	4.0	-		
8.3/340*	8.740	3.240	4.590	3.160	4.490	5.700	200x120	4.0	-		
8.3/400*	8.740	3.840	5.190	3.760	5.090	6.050	200x120	4.0	-		
10.3/280	10.540	2.840	4.470	2.760	4.370	5.550	200x120	5.0	-		
10.3/340*	10.540	3.240	4.870	3.160	4.770	5.700	200x120	5.0	-		
10.3/400*	10.540	3.840	5.470	3.760	5.370	6.050	200x120	5.0	-		
11.3/280	11.540	2.840	4.590	2.760	4.490	6.000	200x120	5.5	-		
11.3/340*	11.540	3.240	5.990	3.160	5.890	6.000	200x120	5.5	-		
11.3/400*	11.540	3.840	5.590	3.760	5.490	6.050	200x120	5.5	-		
12.3/280	12.540	2.840	4.750	2.760	4.650	6.550	200x120	6.0	-		
12.3/340*	12.540	3.240	5.150	3.160	5.050	6.550	200x120	6.0	-		
12.3/400*	12.540	3.840	5.750	3.760	5.650	6.550	200x120	6.0	-		
15.3/280	15.540	2.840	5.210	2.760	5.110	8.100	200x120	7.5	5.0/2.5		
15.3/340*	15.540	3.240	5.610	3.160	5.510	8.100	200x120	7.5	5.0/2.5		
15.3/400*	15.540	3.840	6.210	3.760	6.110	8.100	200x120	7.5	5.0/2.5		
15.4/280	15.690	2.850	5.250	2.740	5.120	7.950	250x120	7.5 m	-		
15.4/340*	15.690	3.250	5.650	3.140	5.520	7.950	250x120	7.5 m	-		
15.4/400*	15.690	3.850	6.250	3.740	6.120	7.950	250x120	7.5 m	-		
16.3/280	16.540	2.840	5.380	2.760	5.280	8.650	200x120	8.0	5.5/2.5		
16.3/340*	16.540	3.240	5.780	3.160	5.680	8.650	200x120	8.0	5.5/2.5		
16.3/400*	16.540	3.840	6.380	3.760	6.280	8.650	200x120	8.0	5.5/2.5		
20.3/280	20.540	2.840	6.000	2.760	5.900	10.720	200x120	10.0	7.5/2.5		
20.3/340*	20.540	3.240	6.400	3.160	6.300	10.720	200x120	10.0	7.5/2.5		
20.3/400*	20.540	3.840	7.000	3.760	6.900	10.720	200x120	10.0	7.5/2.5		
20.4/280	20.690	2.850	6.040	2.740	5.910	10.650	250x120	10.0	7.5/2.5		
20.4/340*	20.690	3.250	6.440	3.140	6.310	10.650	250x120	10.0	7.5/2.5		
20.4/400*	20.690	3.850	7.040	3.740	6.910	10.650	250x120	10.0	7.5/2.5		
21.3/280	21.540	2.840	6.160	2.760	6.060	11.250	200x120	10.5	8.0/2.5		
21.3/340*	21.540	3.240	6.560	3.160	6.460	11.250	200x120	10.5	8.0/2.5		
21.3/400*	21.540	3.840	7.160	3.760	7.060	11.250	200x120	10.5	8.0/2.5		
25.3/280	25.540	2.840	6.780	2.760	6.680	8.100	200x120	7.5/5.0	10.0/2.5		
25.3/340	25.540	3.240	7.180	3.160	7.080	8.100	200x120	7.5/5.0	10.0/2.5		
25.3/400**	25.540	3.840	7.780	3.760	7.680	8.100	200x120	7.5/5.0	10.0/2.5		
25.4/280	25.690	2.850	6.840	2.740	6.710	7.980	250x120	7.5/5.0	10.0/2.5		
25.4/340	25.690	3.250	7.240	3.140	7.110	7.980	250x120	7.5/5.0	10.0/2.5		
25.4/400	25.690	3.850	7.840	3.740	7.710	7.980	250x120	7.5/5.0	10.0/2.5		
30.4/280	30.690	2.850	7.640	2.740	7.510	10.650	250x120	10.0/5.0	7.5/7.5		
30.4/340	30.690	3.250	8.040	3.140	7.910	10.650	250x120	10.0/5.0	7.5/7.5		
30.4/400	30.690	3.850	8.640	3.740	8.610	10.650	250x120	10.0/5.0	7.5/7.5		

Truss-distance (B) for all tent types 5.000 m. Roof slope of 18 degrees for all saddleback constructions. Snow load (possible on request). Wind load: 103 km/h.

\* possible for uniflex P3N Arcum (curved roof)

\*\* with corner braces

\*\*\* Important note: the inner dimensions are based on theoretical, calculated values and can therefore vary depending on local circumstances e.g. ground conditions or inclement weather.

NOTE: Subject to alterations in the interest of product improvement in line with state-of-the-art technology progress.

Losberger UK  
Unit 14 Roseland Business Park, Long  
Bennington, Newark, Notts, NG23 5FF

Phone +44 (0) 1949 845070  
E-Mail: losbergeruk@losberger.com  
www.losberger.co.uk